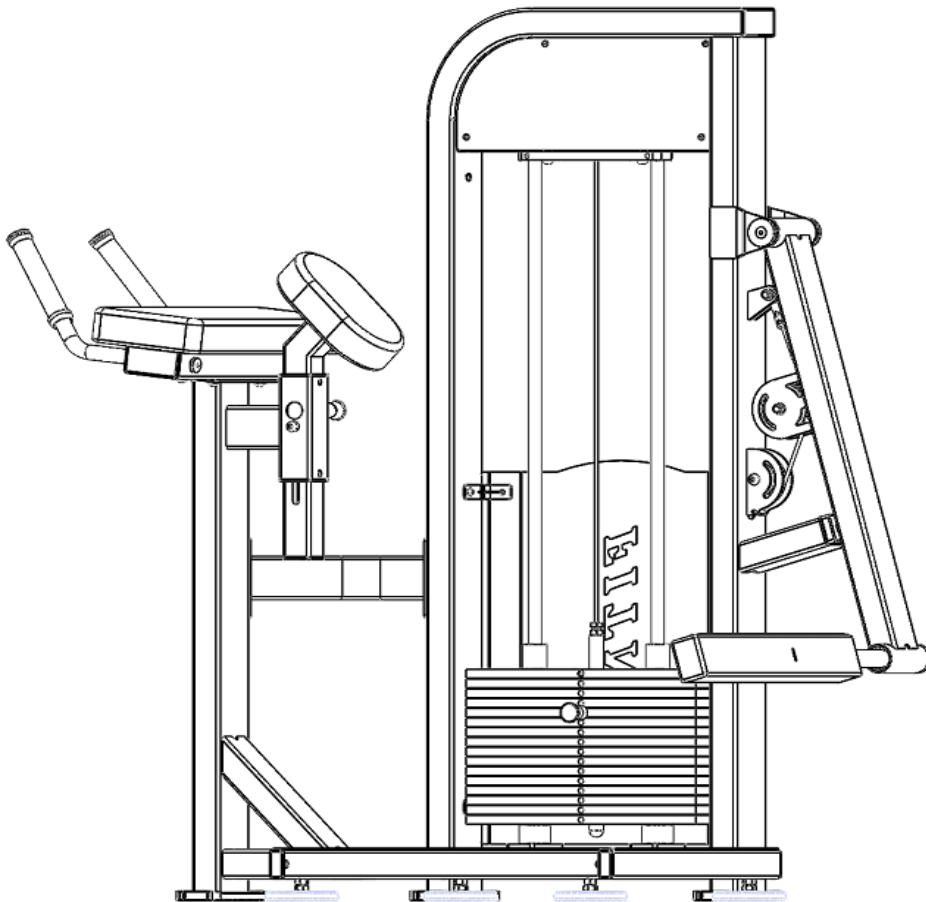

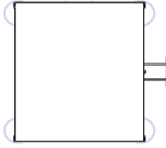




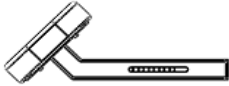
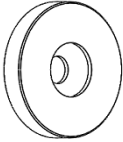


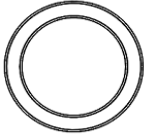




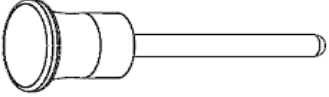


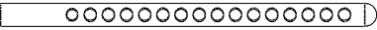
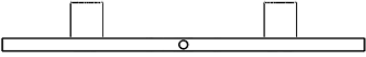



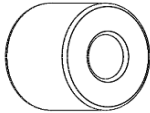
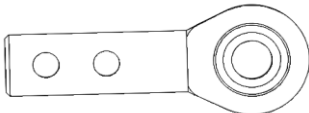



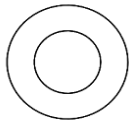

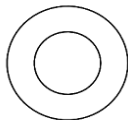

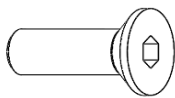

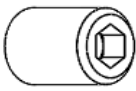

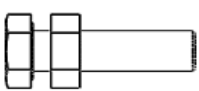


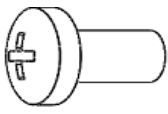
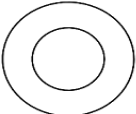


S-EX-G  
Machine Installation  
instructions



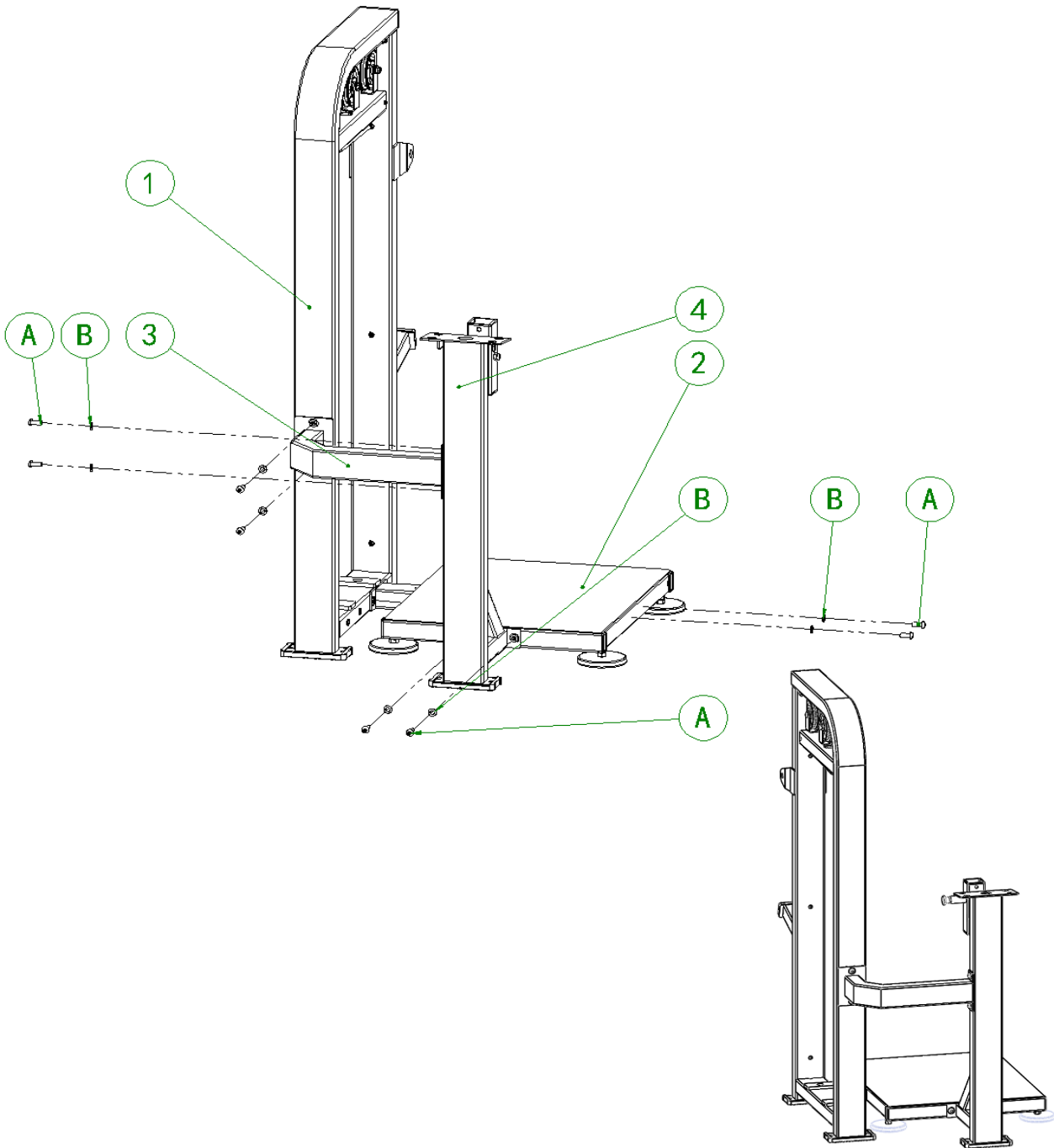
# Accessories List (Individual Packaging Category)

			
1	Small Gate Welding Group*1Piece	2	Based group*1Piece
			
4	Front support group*1Piece	5	0400handrail set*1Piece
			
7	0900chest cushion set*1Piece	8	2004Aluminium flat end caps*3Piece
			
10	0600Movable arm group*1Piece	11	GT004*2Piece
			
13	6011Small mount*4Piece	14	6011Optical axis fixing plate*1Piece
			
16	41new pull-pull pin*1Piece	17	2003guide bar*2Piece
			
19	1006The latest 15-hole weight adjustment bar*1Piece	20	counterweight title sequence*1Piece
		21	Long weight stack *15Piece

					
22	0611Weight Rubber Columns*2Piece	23	Joint bearing M10-8 positive button*1Piece	24	Cable*1Piece
					
25	2003labelled version*2Piece	26	2002Small door guards*1Piece		
<b>Blister pack screw breakdown</b>					
					
A	M10*25Semicircular head screws*12Piece	B	Φ10flat washer*22Piece	C	M8*70Semicircular head screws*4Piece
					
D	Φ8flat washer*6Piece	E	M10*16Semicircular head screws*1Piece	F	M10*20Flat countersunk head screws*3Piece
					
G	M8*20Semicircular head screws*4Piece	H	M8*12Tighten screws*4Piece	I	M10*30Flat round head screws*2Piece
					
J	M12*45Hexagon head hollow screws and	K	M10*35Flat round head screws*2Piece	L	M10locknut*5Piece
					
M	M5*10Cross recessed pan head	N	Φ5gaskets*12Piece		

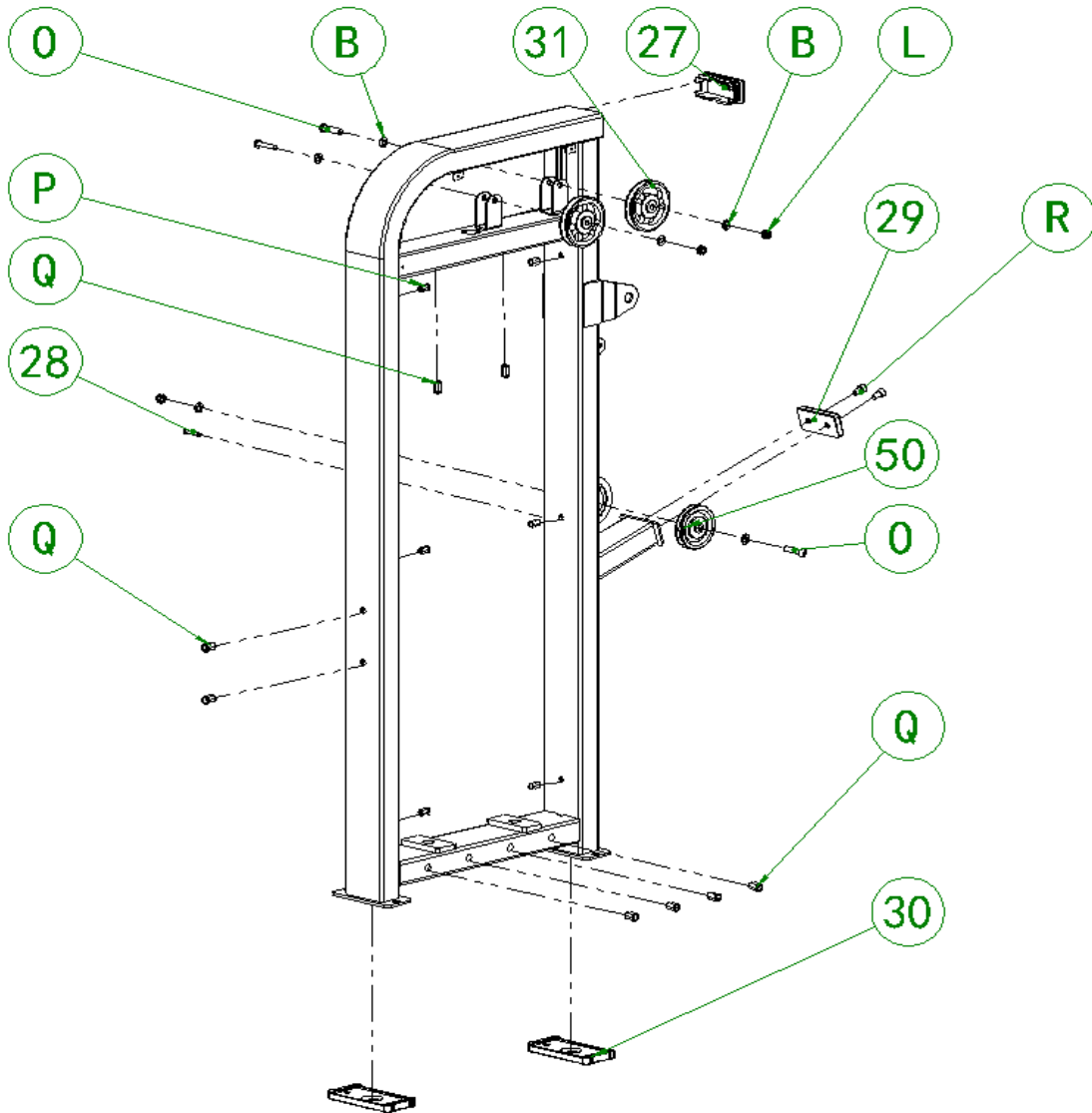
# Assembly Steps

Steps	Item	Name	QTY	Item	Name	QTY
	1	Small Gate Welding Group	1	A	M10*25Flat round head screws	8
	2	Based group	1	B	Φ10flat washer	8
	3	Connecting curved braces	1			
	4	Front support group	1			



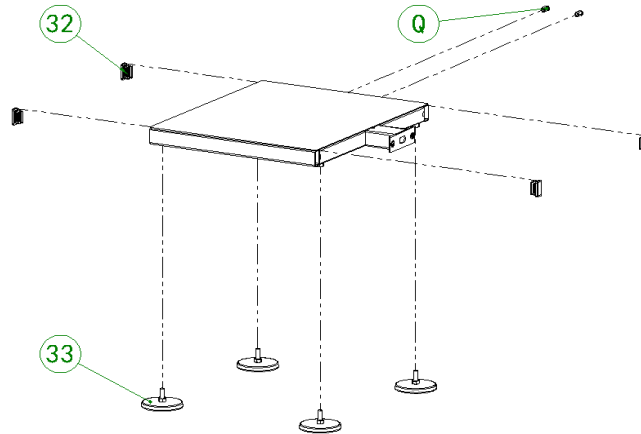
# 1 Small Gate Welding Group\*1 Piece

Steps	Item	Name	QTY	Item	Name	QTY
	27	2006 50*100square tube plug	1	B	Φ10flat washer	6
	28	Q1001-5080hawser pin	1	L	M10locknut	3
	29	Q1020-2003Thin vibration damping pads15mm	1	O	M10*45Flat round head screws	3
	30	6010groundsheet	2	P	M8Hexagonal Rivet Nuts	6
	31	579pulley	2	Q	M10Hexagram	8
	50	90pulley	1	R	M10*16Cylindrical head screws	2



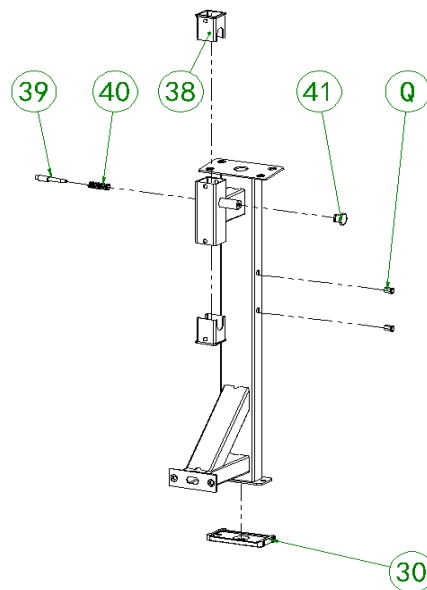
## 2Based group\*1Piece

Steps	Item	Name	QTY	Item	Name	QTY
	32	0017square tube plug25*50	4	Q	M10Hexagram	2
	33	0800A	4			



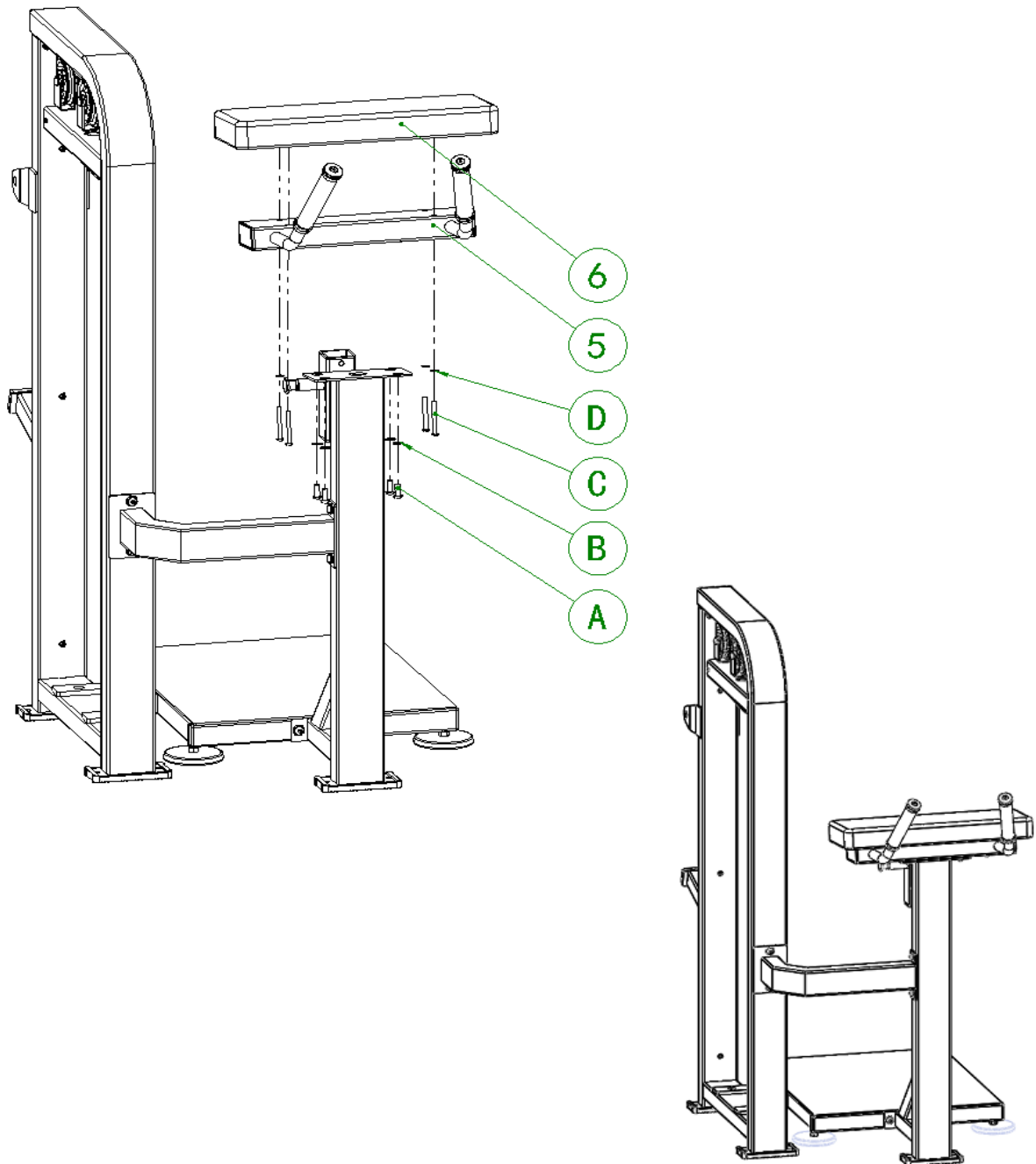
## 4Front support group\*1Piece

Steps	Item	Name	QTY	Item	Name	QTY
	38	50860*60 Silencer	2	Q	M10Hexagram	2
	39	Q1021-2012 Pin (galvanized)	1	30	6010groundsheet	1
	40	Q1001-5090 spring	1			
	41	Q1018-5029 Aluminum alloy spring pin	1			



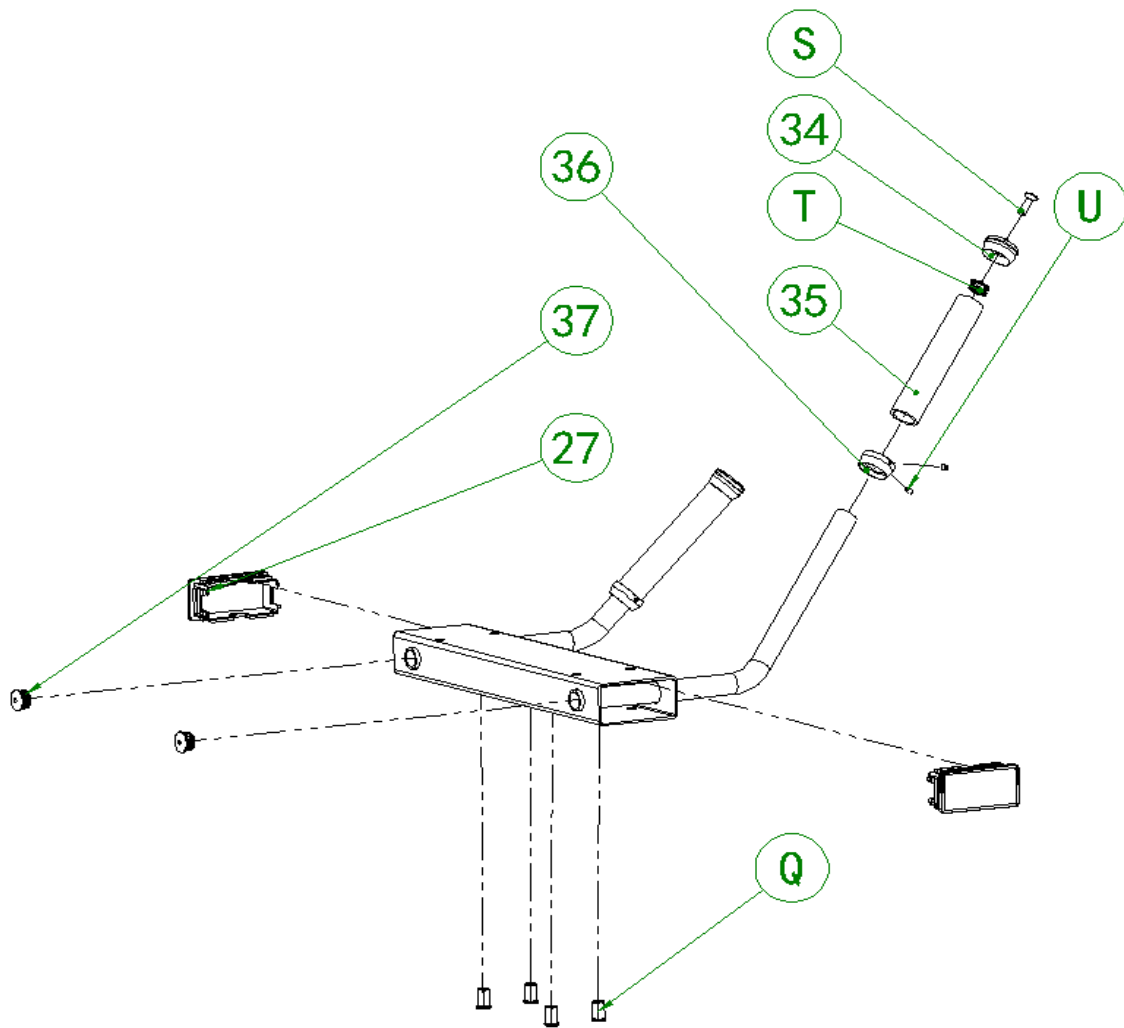
## Assembly Steps

Steps	Item	Name	QTY	Item	Name	QTY
2	5	0400handrail set	1	A	M10*25Flat round head screws	4
	6	0001elbow pad	1	B	Φ10flat washer	4
				C	M8*70Semicircular head screws	4
				D	Φ8flat washer	4



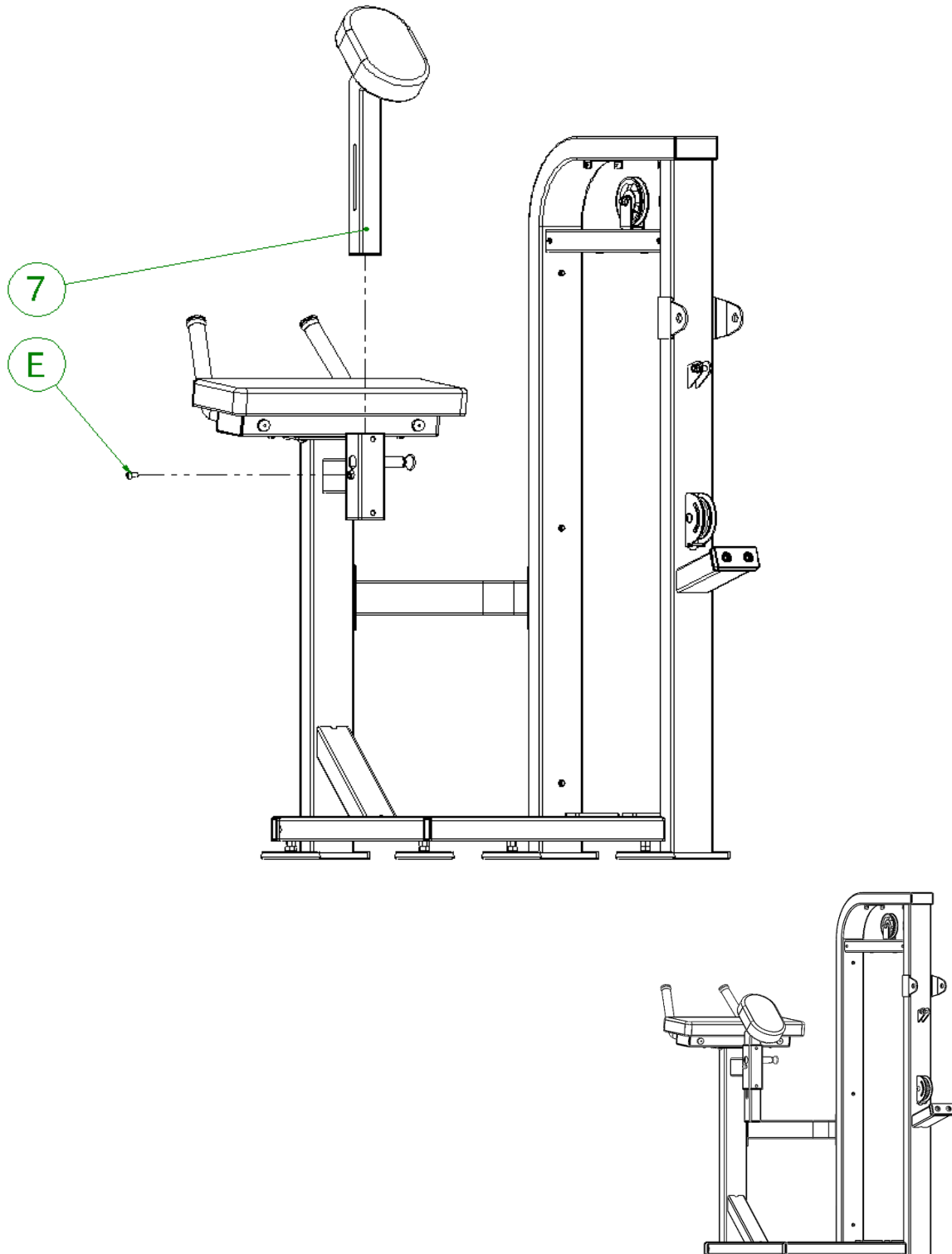
# 50400handrail set\*1Piece

Steps	Item	Name	QTY	Item	Name	QTY
	27	2006 50*100square tube plug	2	S	M8 countersunk head screws	2
	34	2010Aluminium end caps	2	T	M8 Star Nut	2
	35	5022unbreakable	2	U	M5*6Tighten screws	4
	36	0218Aluminium locking cap	2	Q	M10Hexagram	4
	37	0048round tube plugΦ25	2			



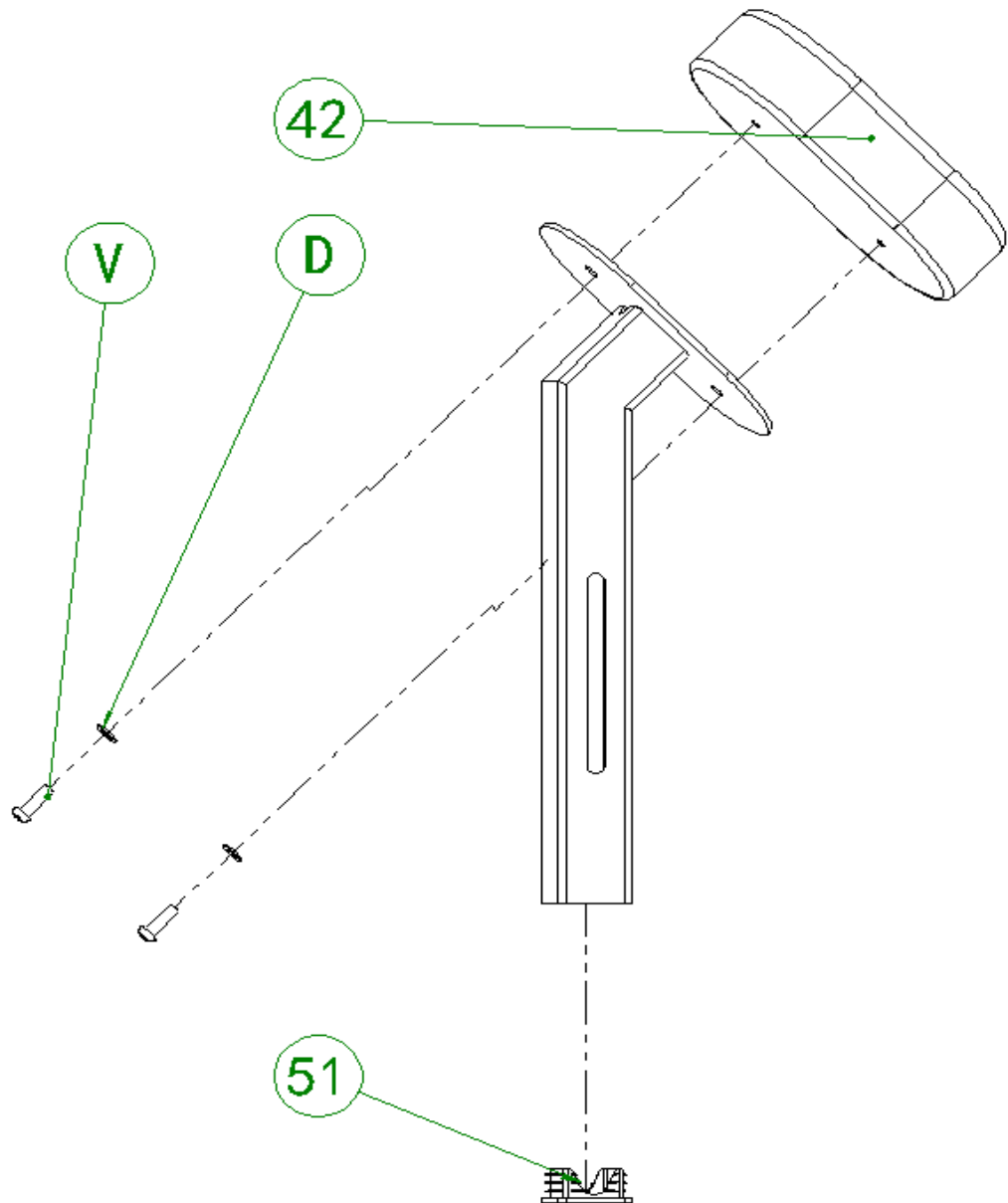
# Assembly Steps

Steps	Item	Name	QTY	Item	Name	QTY
3	7	0900chest cushion set	1	E	M10*16Flat round head screws	1



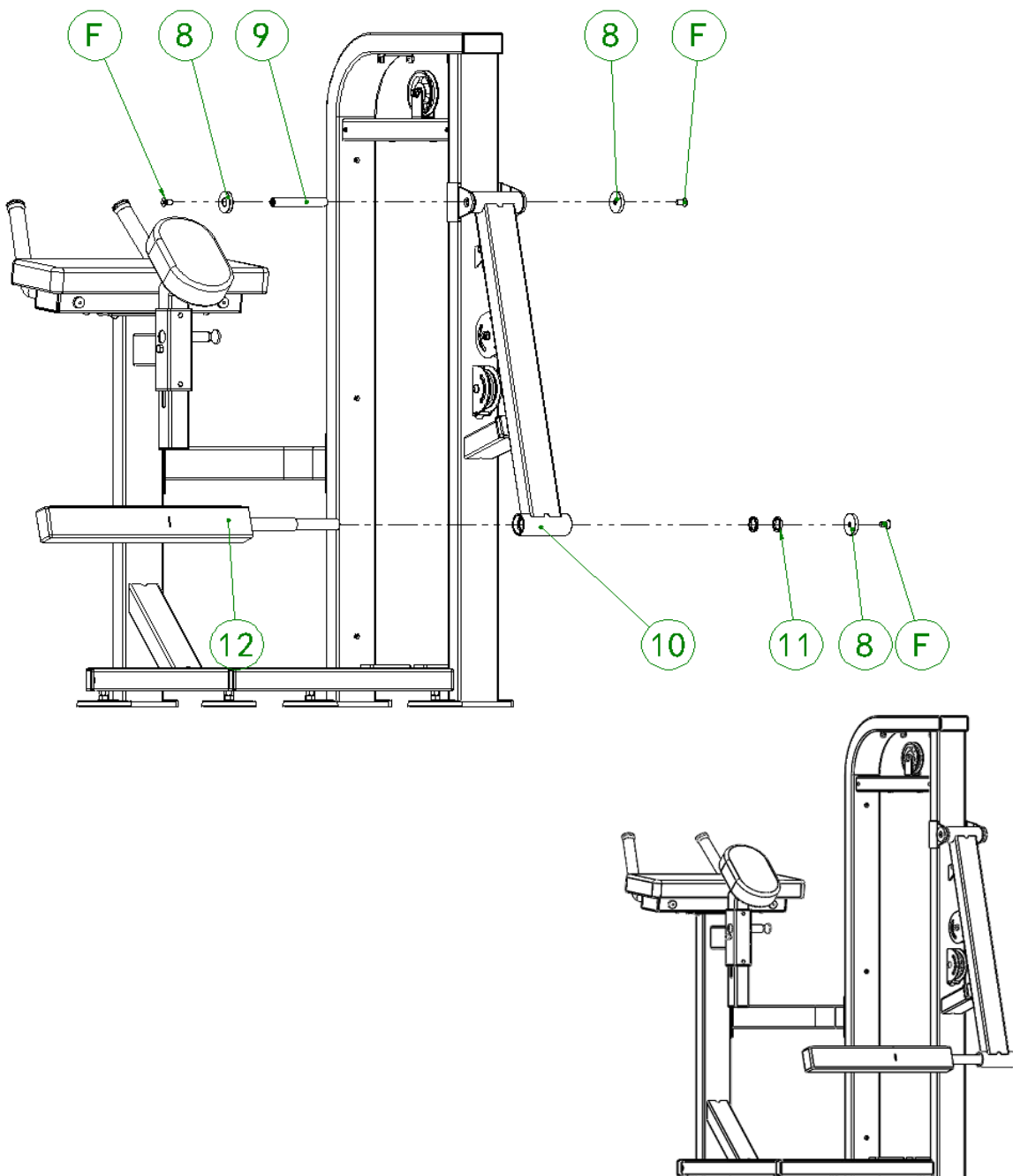
## 70900chest cushion set\*1Piece

Steps	Item	Name	QTY	Item	Name	QTY
	42	0002chest cushion	1	D	Φ8flat washer	2
	51	597New 50*50square tube plug		V	M8*25Semicircular head screws	2



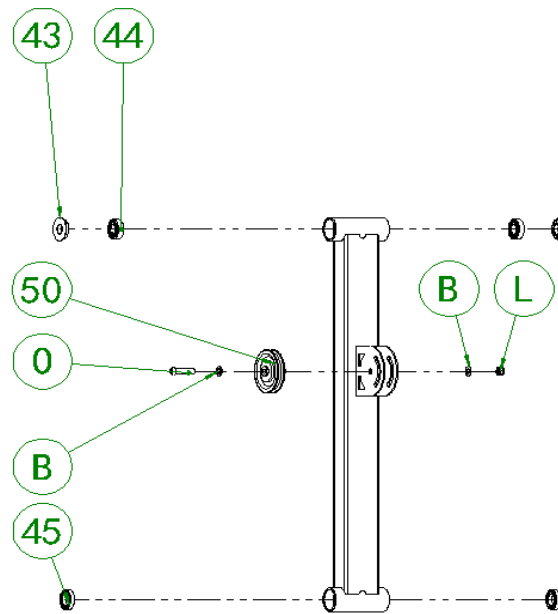
# Assembly Steps

Steps	Item	Name	QTY	Item	Name	QTY
4	8	2004Aluminium flat end caps	3	F	M10 20 flat countersunk head screws	3
	9	2007Plated spindles	1			
	10	0600Movable arm group	1			
	11	GT004	2			
	12	0800pedal pedal set	1			



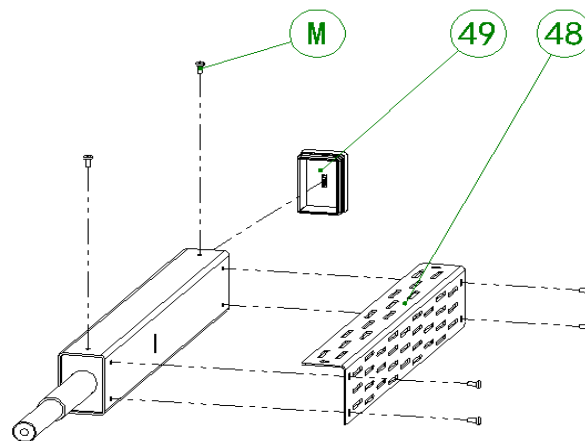
## 100600 Movable arm group\*1 Piece

Steps	Item	Name	QTY	Item	Name	QTY
	50	90 pulley	1	B	Φ10 flat washer	2
	43	2013 Polypropylene spacer	2	L	M10 locknut	1
	44	6004 Deep groove ball bearings	2	O	M10*45 Flat round head screws	1
	45	61905 Deep groove ball bearings	2			



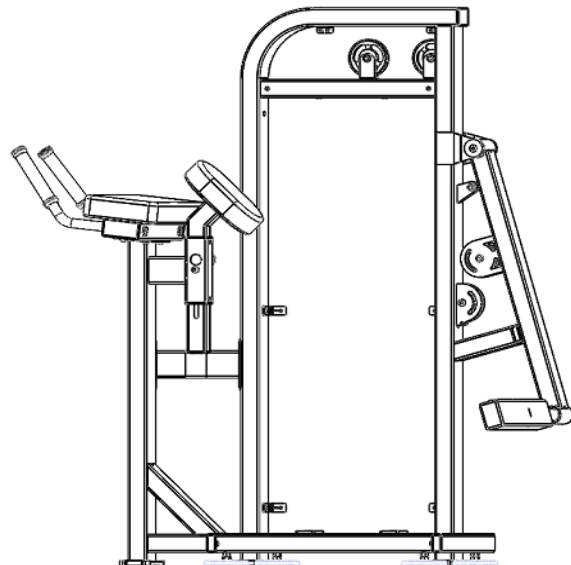
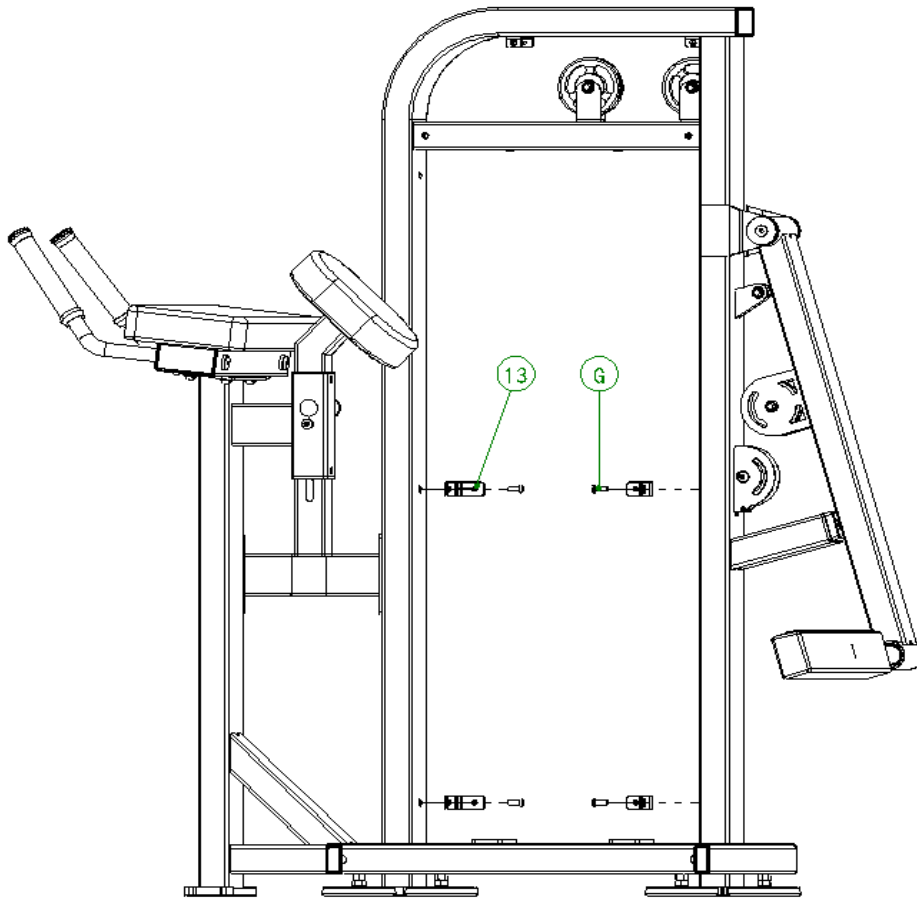
## 120800 pedal pedal set\*1 Piece

Steps	Item	Name	QTY	Item	Name	QTY
	48	0804 Stainless steel plate	1	M	M5*10 Cross recessed pan head screws	6
	49	599 end plug 75*50	1			



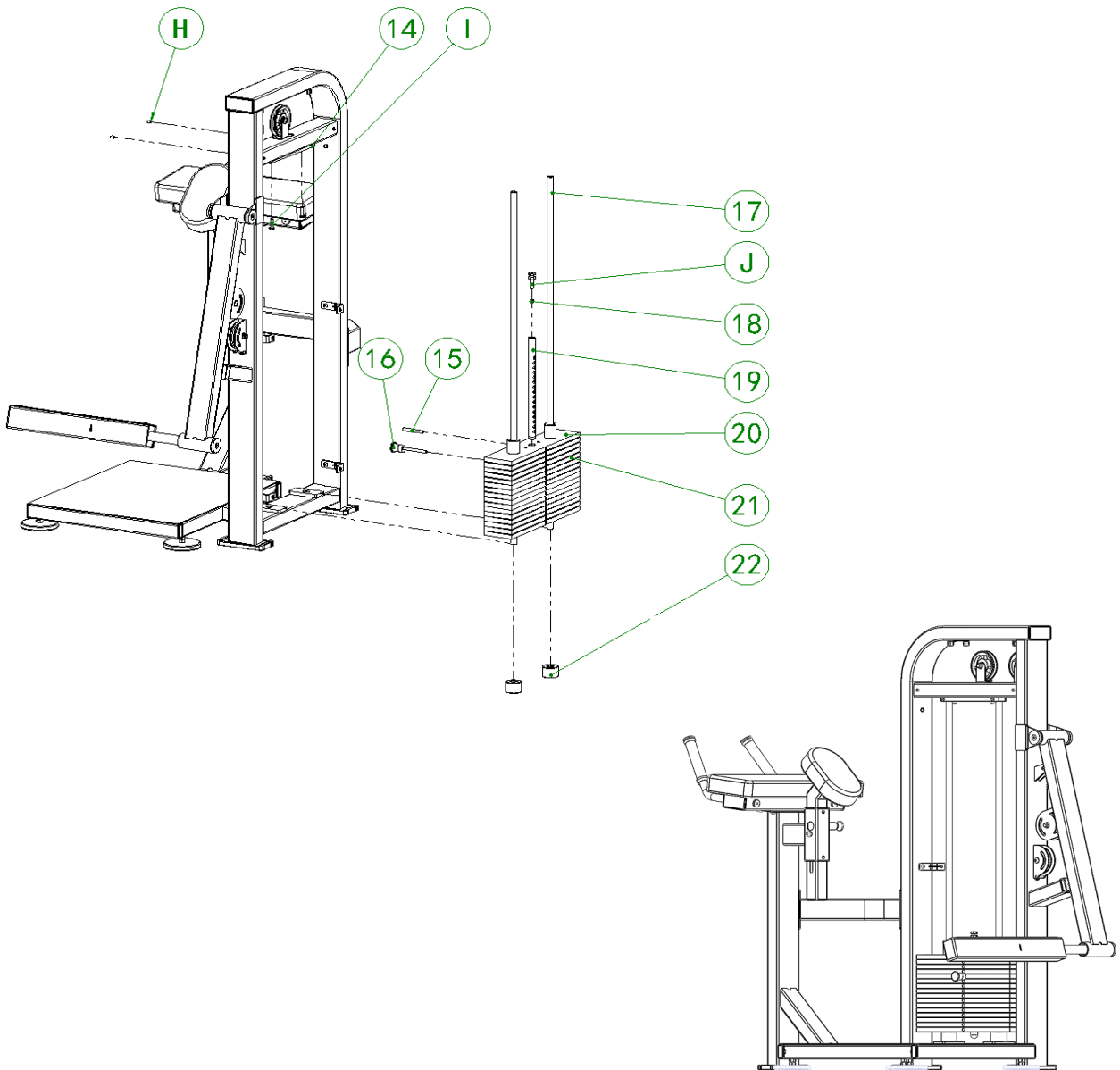
# Assembly Steps

Steps	Item	Name	QTY	Item	Name	QTY
<b>5</b>	G	M8*20Flat round head screws	4	13	6011Small mount	4



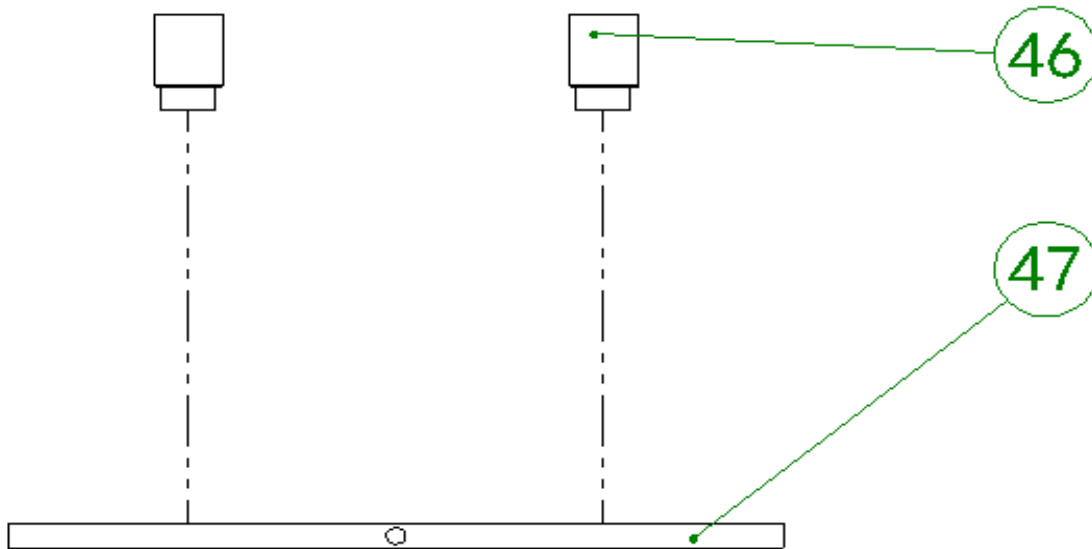
## Assembly Steps

Steps	Item	Name	QTY	Item	Name	QTY
<b>6</b>	14	6011Optical axis fixing plate	1	21	Long weight stack	15
	15	10*70C-type cotter pins	1	22	0611Weight Rubber Columns	2
	16	41new pull-pull pin	1	H	M8*12Tighten screws	2
	17	2003guide bar	2	I	M10*30Flat round head screws	2
	18	0316Rope Locking Column	1	J	M12 45Hexagon head hollow screws and nuts	1
	19	1006The latest 15-hole weight adjustment bar	1			
	20	counterweight title sequence	1			



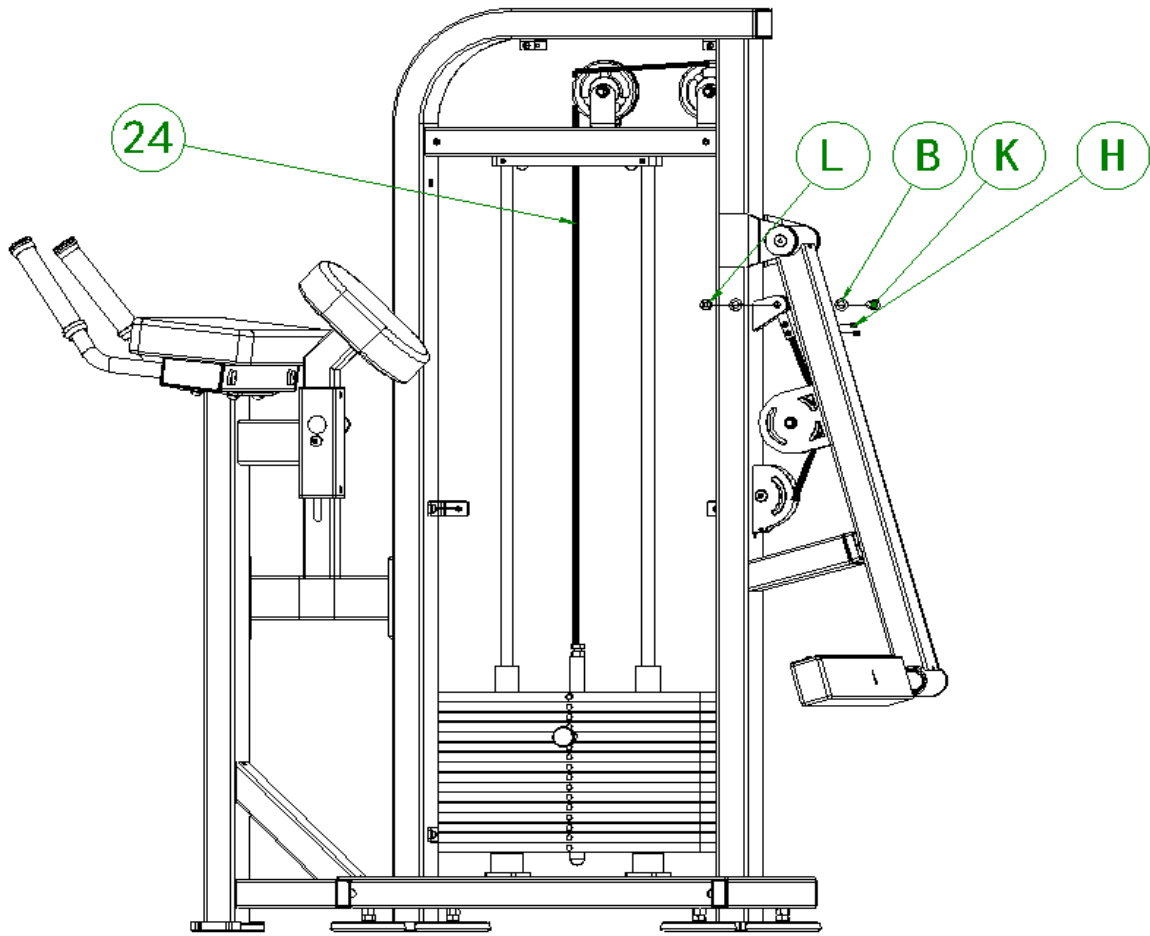
# 20counterweight title sequence\*1Piece

Steps	Item	Name	QTY	Item	Name	QTY
	46	090Counterweight plate guide bushings	2			
	47	Long weight stack upper	1			



## Assembly Steps

Steps	Item	Name	QTY	Item	Name	QTY
7	24	Cable	1	B	Φ10flat washer	2
				H	M8*12Tighten screws	2
				K	M10*35Flat round head screws	1
				L	M10locknut	1



CableAlignment Schematic

## Assembly Steps

Steps	Item	Name	QTY	Item	Name	QTY
<b>8</b>	25	2003labelled version	2	M	M5*10Cross recessed pan head screws	12
	26	2002Small door guards	1	N	Φ5flat washer	12

