



ELITE PLUS SELECTORIZED LINE



GREAT FOR HIGH USE COMMERCIAL GYMS

26 PIECES AVAILABLE

- This machine is the comprehensive solution for inner/ training
- Smooth quarter rotation for solid workouts
- Heavy Duty 11 Gauge Steel construction with high-quality upholstery
- Transition between inner and thigh workouts with the quick-change lever



Selectorized

 **BLACK**
 **Silver**
 Highly durable and scratch-resistant, ensuring a long-lasting, pristine appearance even under heavy use.




Specification:

TARGETED MUSCLES



Product Name	Elite Plus Inner/Outer Thigh
SKU	S-EP-IOT
Dimensions(L x W x H)	42"L x 56"W x 63"H
Live Area(L x W x H)	60"L x 72"W x 63"H
Product Weight	625lb
Max User Weight	No Limit
Starting Resistance	10lb
Weight Stack	200lb

Scan for product video



Our Location
15930 Downey Ave
Paramount, CA 90723

www.muscledfit.com



Contact Us
888 532 1413
info@muscledfitness.com